



BABU GAYA PRASAD CONVENT SCHOOL

SAMDA, GOSHAINGANJ, AYODHYA



WINTER HOMEWORK-2022-23



Roll No.....

Student's Name:.....

Father's Name:.....



Principal

HOLIDAY HOMEWORK

WINTER HOLIDAYS HOMEWORK(CLASS-1)

Dear Child,

Holidays are an integral part of a student's life. It's a time for fun, a time to explore and a time to learn in different ways. When holidays are given a meaningful direction, it results in a productive and enjoyable time. Let's use these holidays to pursue some hobbies and apply our minds creatively to learn new things and to bring a new change in the environment in our own individual way.

Instructions-

- Take the help of your parents when necessary.
- The written part should be neatly presented in your own handwriting.
- Do reading and writing practice daily.
- Kindly bring the holidays homework duly completed on the first working day after holidays.



English worksheets

Q1.

Opposites Fill In

Fill in the blanks with the correct opposites:



The door is _____.



The door is _____.



The light is _____.



The light is _____.



The boy is _____.



The boy is _____.



The child is _____.



The child is _____.



The fairy is _____.



The witch is _____.

asleep / awake
shallow / deep
left / right
sweet / sour
on / off
hot / cold

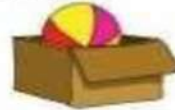
good / evil
empty / full
in / out of
open / closed
sick / healthy



The bear sits on the _____.



The bunny sits on the _____.



The ball is _____ the box.



The ball is _____ the box.



The fire is _____.



The ice is _____.



The ocean is _____.



The brook is _____.



The honey is _____.



The lemon is _____.



The glass is _____.



The glass is _____.

Q2. Look at the picture and identify which festival is being celebrated by the children? Also, write 4 sentences about it.



Q3. Read the following lines and answer the given questions-

The New Bicycle

Emma has a new bicycle. It is bright, pink and shiny. It was a gift from her uncle. He hid it behind a bush to surprise her. When Emma saw the bicycle, she jumped with joy. She gave her uncle a big hug and thanked him. She loves her new bicycle.

a) How is Emma's new bicycle?

b) Where was the bicycle hidden?

c) Write any two-

- 1) **Naming words** _____
- 2) **Describing words** _____
- 3) **Action words** _____



c) Who gifted the bicycle?

Q4.

Describing Words

Look at the pictures and fill in the blanks with the correct describing words:

(fat, hot, tall, wide, huge, small, round, open, short)

1) This is a _____ tower.

2) The tea is _____.

3) These kittens are _____.

4) The road is _____.

5) The lady has _____ hair.

6) The earth is _____.

7) The pig is _____.

8) The box is _____.

9) The dinosaur is _____.



Q5

NOUN

I. Read the sentences and circle the nouns:

1. Seema and Rana are dancing.



2. The monkey is on the tree.

3. Raj is in Kerala.







4. The car is red.



5. The book is on the table.

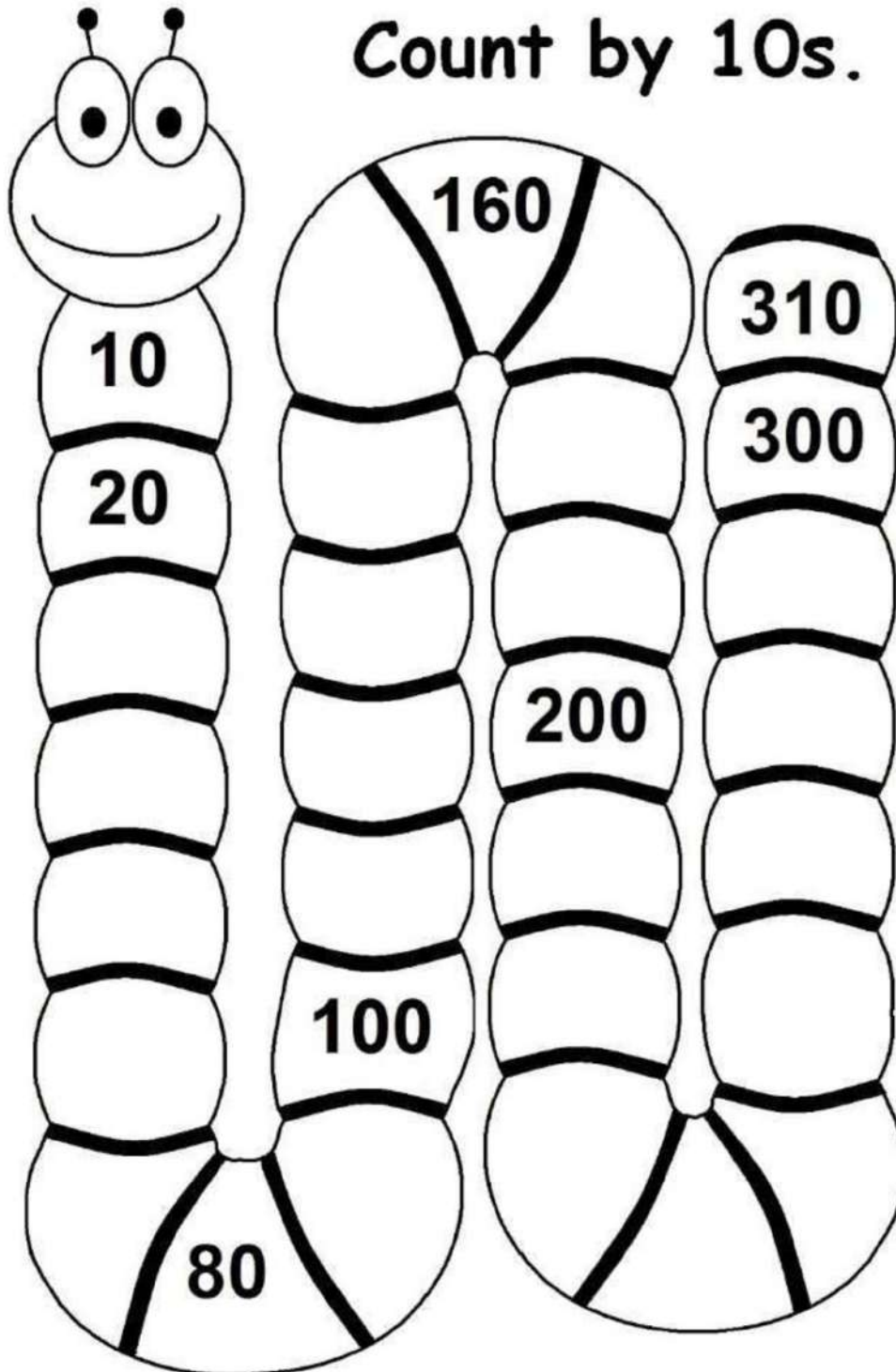
II. Choose the nouns from the box and write them in the correct column:

pen school brother lion park cat book Ali

<p>PERSONS:</p> <p>1. _____</p> <p>2. _____</p> 	<p>PLACES:</p> <p>1. _____</p> <p>2. _____</p> 
<p>ANIMALS:</p> <p>1. _____</p> <p>2. _____</p> 	<p>THINGS:</p> <p>1. _____</p> <p>2. _____</p> 

Mathematics

Count by 10s.



Count by 2s



a.

2	4			10			
---	---	--	--	----	--	--	--

b.

64		68		72					84
----	--	----	--	----	--	--	--	--	----

c.

30						42			
----	--	--	--	--	--	----	--	--	--

d.

				84			92		
--	--	--	--	----	--	--	----	--	--

f.

					26				
--	--	--	--	--	----	--	--	--	--

Count by 5s



a.

0	5	10			
---	---	----	--	--	--



b.

70			85		
----	--	--	----	--	--

c.

					55			
--	--	--	--	--	----	--	--	--



d.

			115	
--	--	--	-----	--





Ques. Write the following numbers in words.

a) 89 - _____

b) 49 - _____

c) 56- _____

d) 100 - _____

e) 28 - _____

हिन्दी

प्र. 1 : सही स्थान पर मात्रा लगाकर शब्द बनाइए तथा लिखिए।

क र ख न

प ख

राजपत

अखली

बगन

तितल

चौक दार

खजर

सराही

मंडक

कमरा

आधी

गाव

एनक

शकर

तराक

प्र.2 निम्नलिखित मात्राओं से दो-दो शब्द बनाइए ।

आ (ा)- _____

इ (िं) _____

ई (ी) - - _____

उ (ु) - _____

ऊ (ू) - _____

ए (े) - - _____

ऐ (ै) - - _____

ओ (ो)- _____

औ (ौ)- _____

प्यासा कौआ

एक कौआ बहुत प्यासा था। गर्मी के कारण वह दूर नहीं जा सकता था। उसने इधर-उधर पानी ढूँढा। वह एक बगीचे में गया। वहाँ एक बरतन पड़ा था। बरतन के तल पर थोड़ा-सा पानी था। कौए की चोंच वहाँ तक न पहुँच सकी। उसने चोंच में छोटे-छोटे कंकर उठाये। उसने वे कंकर बरतन में डाले। तल का पानी ऊपर चढ़ने लगा। आखिर कौए की चोंच पानी तक पहुँच गई। उसने आनन्द से पानी पी लिया और उड़ गया। बुद्धि से सब काम हो जाते हैं।



नीचे दिए गए प्रश्नों के उत्तर लिखिए -

प्र.1 कौन प्यासा था ?

प्र.2 कौए ने बरतन कहाँ देखा ?

प्र.3 बरतन में कितना पानी था ?

प्र.4 पानी को ऊपर लाने के लिए कौए ने क्या किया ?

ENGLISH

1. ENGLISH LITRATURE.

- LEARN QUESTION ANSWER AND WORD MEANING FORM CHAPTER 6 TO CHAPTER B9.

2. ENGLISH GRAMMAR

- LEARN CHAPTER 16 TO CHPATER 30

हिन्दी

1. हिन्दी

- पाठ 16 से पाठ 22 तक याद कीजिए A

2. हिन्दी व्याकरण

- पाठ 6 से पाठ 10 तक याद करियेA

MATH

- LEARN THE TABLE 2 TO 10.
- LEARN THE NUMBERS NAME 1 TO 100.

E.V.S.

- LEARN CHAPTER 10 TO CHAPTER 16.

LET'S RETURN TO SCHOOL

Grade to be filled by subject teachers:

Subjects	Subjective Grade	Learning work Grade	Sub Teacher Sign
Hindi			
English			
Mathematics			
Art			

GRADING SYSTEM

“A”: for Excellent

“B”: for Very Good

“C”: for Good

“D”: for Unsatisfactory

||| School Closing Date: |||

||| From 02-01-2023 To 14-01-2023 |||

||| Re-opening Date on: 16-01-2023 |||

||| Timing: |||

||| From 09:35AM To 02:30PM |||

Have an enjoyable Winter Break

Guardian Sign.

PRINCIPAL
